

GCSE Biology B (Twenty First Century Science)
J257/02 Depth in Biology (Foundation)

Question Set 11

1 Photosynthesis takes place in plants.

(a) Put **one** tick in each row of the table to show the function of each plant structure.

Plant structure	Function		
	Transports sugars made by photosynthesis.	Carries out the reactions of photosynthesis.	Transports water needed for photosynthesis.
Chloroplast			
Phloem			
Xylem			

[1]

Eve is investigating the effect of temperature on photosynthesis in pondweed.

This is her method.

1. Put a piece of pondweed in a boiling tube.
2. Cover the pondweed with sodium hydrogen carbonate solution (a source of carbon dioxide).
3. Put the boiling tube in a beaker of water at one of six temperatures.
4. Use a gas syringe to collect the bubbles of gas released from the pondweed.
5. Record the volume of gas collected in five minutes.
6. She repeats the experiment three times at each temperature.

Fig. 6.1 shows the apparatus Eve uses.

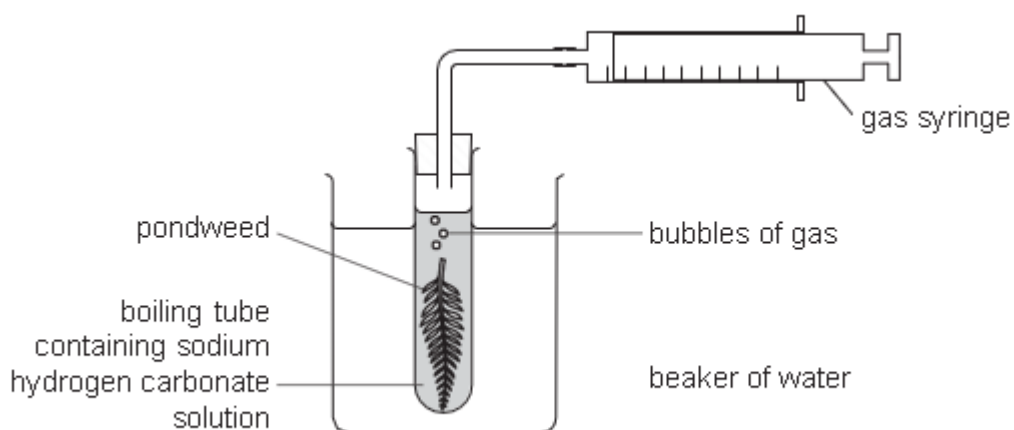


Fig. 6.1

(b) Temperature is the variable that Eve will change.

Write down **one** variable that Eve should control **and** describe how she could control it.

[2]

(c) After she has finished the investigation, Eve uses her data to plot the graph in **Fig. 6.2**.

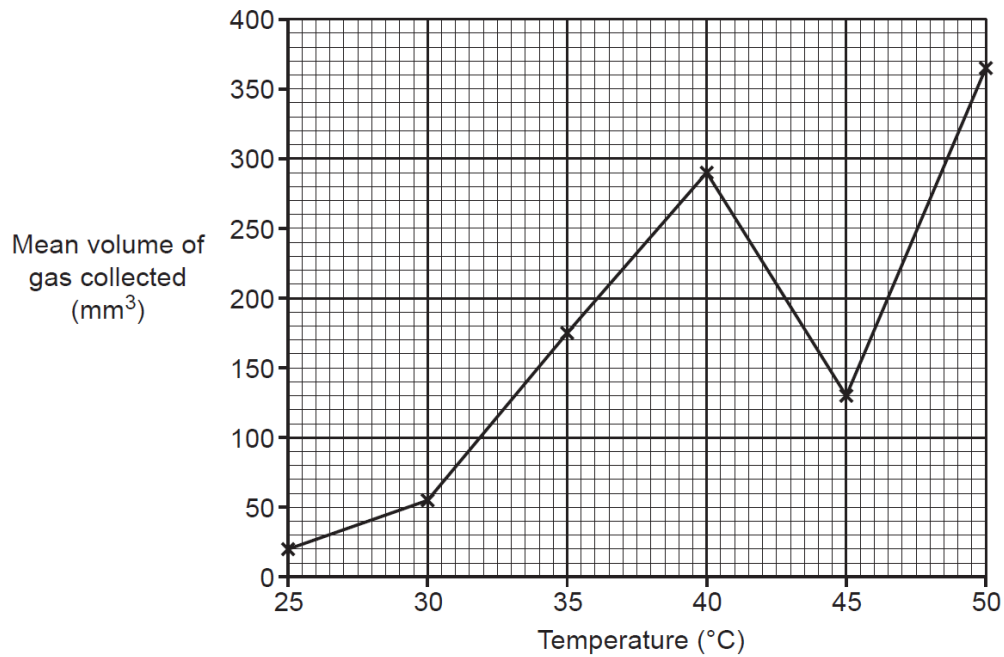


Fig. 6.2

(i) Eve decides to repeat the experiment at 45 °C so that she can take new measurements at this temperature.

Use evidence from **Fig. 6.2** to justify Eve's decision.

[2]

(ii) Here are Eve's new measurements.

Temperature (°C)	Volume of gas collected (mm ³)		
	Repeat 1	Repeat 2	Repeat 3
45	354	360	351

Use Eve's new measurements to complete the graph in **Fig. 6.3**.

You may use the space below for working out.

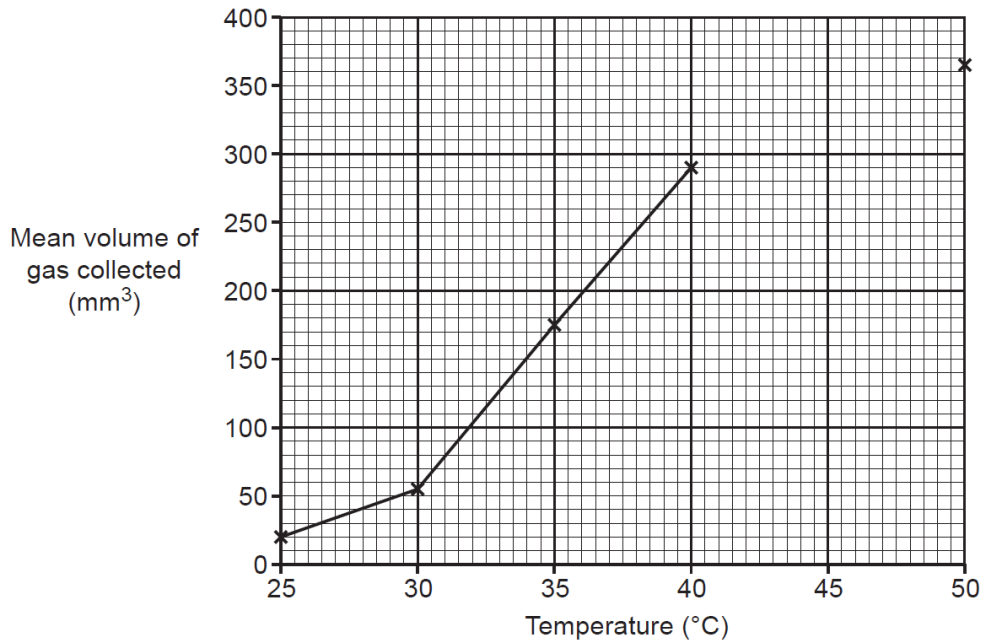


Fig. 6.3

[2]

(d) Describe the trend in the data shown in **Fig. 6.3**.

Use data from **Fig. 6.3** to support your answer.

[3]

(e) The volume of gas collected changed as the temperature changed.

Calculate the change in volume per degree between 35°C and 40°C.

Change in volume per degree = mm³/°C [2]

Total Marks for Question Set 11: 12

OCR

Oxford Cambridge and RSA

Copyright Information

OCR is committed to seeking permission to reproduce all third-party content that it uses in its assessment materials. OCR has attempted to identify and contact all copyright holders whose work is used in this paper. To avoid the issue of disclosure of answer-related information to candidates, all copyright acknowledgements are reproduced in the OCR Copyright Acknowledgements Booklet. This is produced for each series of examinations and is freely available to download from our public website (www.ocr.org.uk) after the live examination series.

If OCR has unwittingly failed to correctly acknowledge or clear any third-party content in this assessment material, OCR will be happy to correct its mistake at the earliest possible opportunity.

For queries or further information please contact The OCR Copyright Team, The Triangle Building, Shaftesbury Road, Cambridge CB2 8EA.

OCR is part of the Cambridge Assessment Group; Cambridge Assessment is the brand name of University of Cambridge Local Examinations Syndicate (UCLES), which is itself a department of the University of Cambridge